



2021

Munich as a business location.
Facts and Figures





2021

Munich as a business location.

Facts and Figures



Herzog-Wilhelm-Str. 15
D-80331 München
Germany

Economic data
Phone +49-89-233 2 53 25

Economic development
Phone +49-89-233 2 16 27

business-munich.de
welcome.munich.de

muenchen.de/corona-und-wirtschaft



The Corona pandemic turned many things upside down very suddenly last year. In March 2020, Germany went into the first lockdown and not only social but also economic life came to a standstill in many industries or was severely curtailed. Far-reaching political decisions had to and still have to be taken at all levels to stop the spread of the pandemic. The immediate effects on the economy were and are in some cases dramatic.

Munich as a business location and its companies have been affected in many ways by the economic impact of the Corona crisis: Unemployment rose to 4.5 per cent in Munich last year, which means an increase of about 13 500 additional unemployed. At the same time, the number of short-time workers in Munich rose to around 30 per cent of all employees subject to social insurance contributions. The tourism industry, the hospitality industry, inner-city retail as well as important infrastructure such as the Munich Trade Fair Center or the airport had to and still have to cope with immense slumps – this is also reflected in the figures at hand.

All these developments also affect Munich's financial and budgetary situation. Due to the shortfall in tax revenues, especially in business tax, the city treasury is expecting a deficit of over 1.1 billion euros in the city budget. This will have a massive impact on Munich's debt.

Not all of the economic effects caused by the Corona pandemic can be made visible yet on the basis of the available indicators. In some cases, the statistics are only available with a time lag. For this reason, the Department of Labor and Economic Development provides a monthly evaluation of economic and labour market statistics under muenchen.de/corona-und-wirtschaft to outline the current effects of the Corona crisis on Munich's economy.

Despite all uncertainties and negative impacts, however, the broad and balanced mix of industries in Munich, the city's strong position in the digitization and innovation sectors and a dynamic start-up scene speak for the resilience of the location, which it has already proved in previous crises. I therefore have no doubt that Munich as a business location will continue its success story once the pandemic-related restrictions are eased or lifted again.

Clemens Baumgärtner
Department of Labor and Economic Development

Contents

The Munich economic region	3
Economic development in Munich	4
Economic development in the Munich Metropolitan Region	5
Employment in Munich	6
Munich as a centre for innovation	8
Start-ups in Munich	9
Sectors and clusters in Munich	10
Selected companies in the Munich region	12
Munich as a hub of knowledge	14
Local government finance	15
Real estate in Munich	16
Munich's infrastructure	18
Getting to and from Munich	20

The Munich economic region

A place at the top table: How Munich compares with other cities

Institute and customer	Sample	Basis for rankings	Position
"City Rankings 2020" IW Consult, Wirtschaftswoche, Immobilienscout 24 (12/2020)	71 German cities with more than 100 000 inhabitants	Assessment of the level, dynamism and sustainability of economic development and prosperity based on socioeconomic indicators	First place for the City of Munich for level and for dynamism
"Smart City Index 2020" bitkom e.V. – German Association for Information Technology, Telecommunications and New Media (10/2020)	81 major German cities	Assessment of the progress of digitisation in the public sector in the areas: Administration, IT and telecommunications infrastructure, energy and environment, mobility, society	Second place for the City of Munich
"Brandmeyer Stadtmarken-Monitor" (10/2020)	50 largest German cities	Representative survey in Germany on how and with which aspects/themes cities are perceived as brands	Second place for the City of Munich
"Comparative Study of the 30 Largest Cities in Germany" HWWI/Berenberg City Ranking (11/2019)	30 largest German cities	Assessment of the dynamism of economic performance and competitiveness, as well as other key location factors such as education, innovation, international character and accessibility	Third place for the City of Munich

Economic Development in Munich

Economic performance is high in Munich, which also has the highest purchasing power of any large German city.

Munich's gross domestic product (GDP)

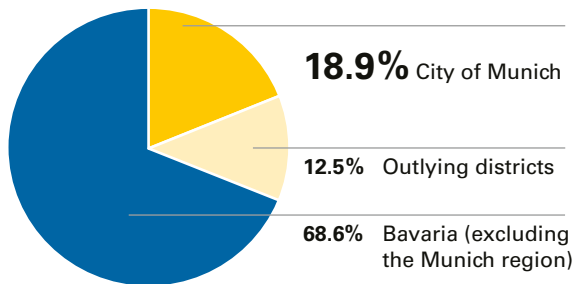
	2000	2010	2014	2015	2016	2017	2018
GDP in € billion (at current prices in each year)	70.5	82.7	100.8	105.9	110.3	116.2	116.6

Population and share of GDP

Munich region = City of Munich and its outlying districts

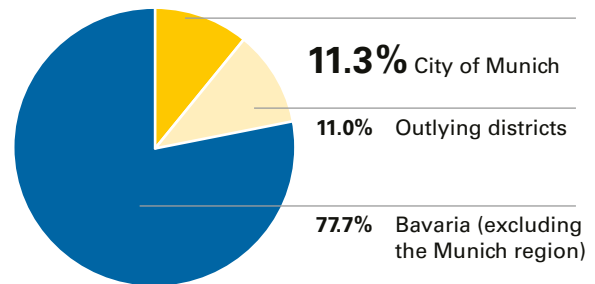
	Population (2019)	GDP in million € (2018)	GDP per gainfully employed person in € (2018)
Bavaria	13 124 737	616 674	80 609
Munich region	2 927 716	193 574	100 449
City of Munich	1 484 226	116 647	103 355
Outlying districts	1 443 490	76 927	96 342

Munich's share of Bavaria's GDP



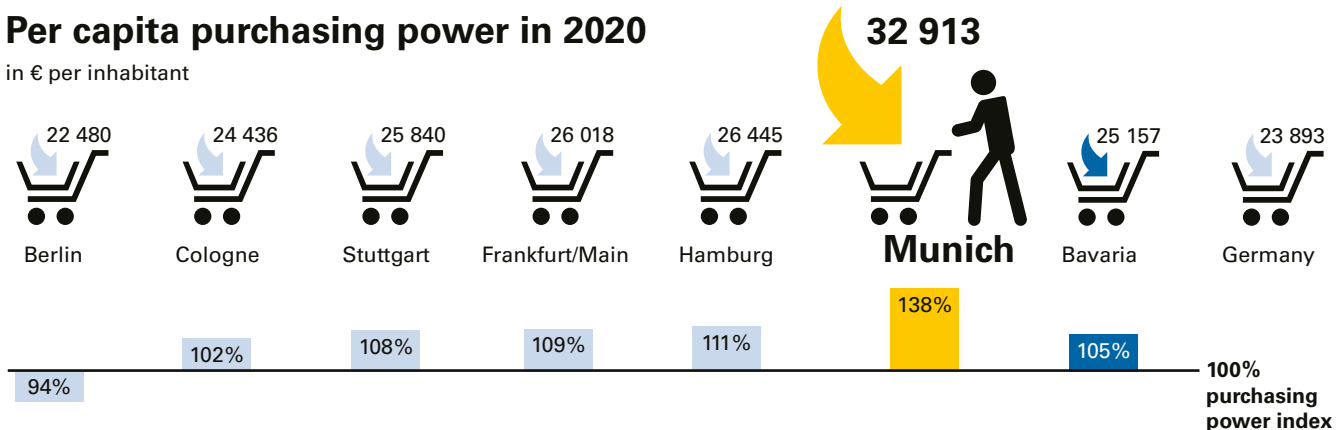
Source: Bavarian Office of Statistics and Data Processing

Munich's share of Bavaria's population



Per capita purchasing power in 2020

in € per inhabitant



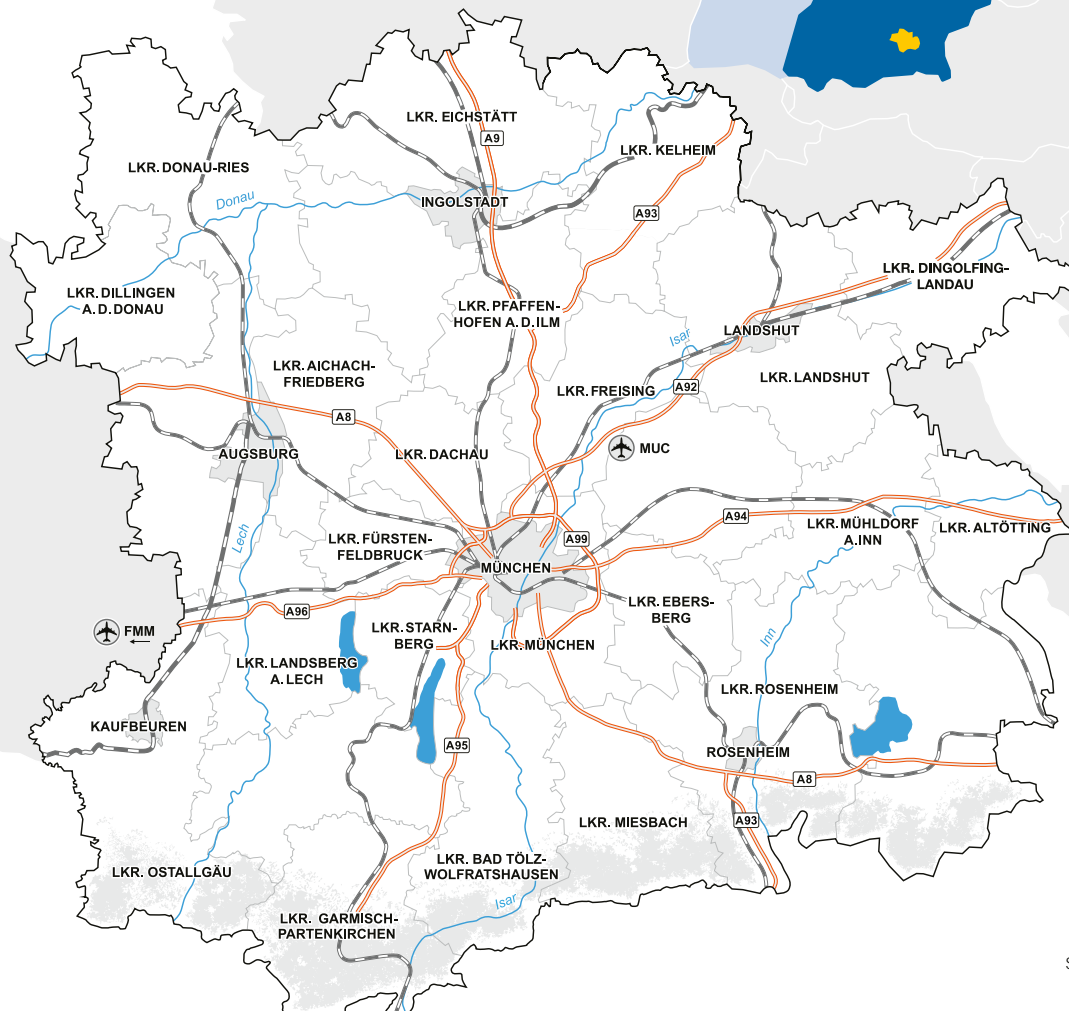
Source: Axiom Deutschland GmbH

Economic development in the Munich Metropolitan Region

	Germany	Bavaria	Munich Metropolitan Region	City of Munich
Surface area (in km ²)	357 100	70 550	25 548	310
Population in 2019 (millions)	83.17	13.12	6.16	1.48
Population growth since 2000 (in %)	1.1	7.3	13.3	22.6
GDP in 2018 (in € billion)	3 388.2	616.7	330.3	116.6
Economic growth since 2008 (in %)	60.1	71.9	74.0	65.4
Employees registered for social security in 2020 (millions)	33.32	5.68	2.77	0.89
Employment growth since 2008 (in %)	18.9	24.3	27.0	28.9
Unemployment rate in 2020 (in %)	5.9	3.6	3.6	4.5

Source: Bavarian Office of Statistics and Data Processing, Federal Statistical Office, Federal Employment Agency

- Europe
- Germany
- Bavaria
- Munich



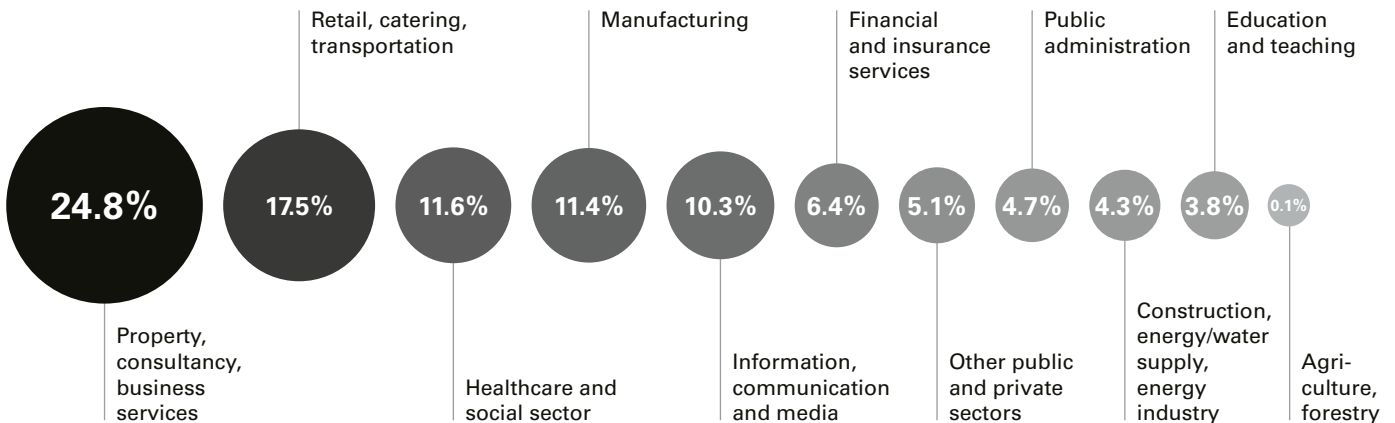
Source: Munich Metropolitan Region

Employment in Munich

Increasing employment in digitalised industries and in the information and communication sector.

Distribution of employment in 2020

Employees registered for social security



Number of employees registered for social security in 2020

		Change from previous year
Agriculture, forestry	532	-1.5%
Manufacturing	102 407	-1.7%
Construction, energy/water supply, energy industry	38 438	4.8%
Retail, catering, transportation	157 307	-2.4%
Information, communication and media	92 770	4.8%
Financial and insurance services	57 484	-0.1%
Property, consultancy, business services	223 013	-0.8%
Public administration	42 782	2.4%
Education and teaching	33 720	0.8%
Healthcare and social sector	103 714	1.7%
Other public and private sectors	45 738	-1.5%
Total	897 905	0.1%

Employment in selected growth sectors

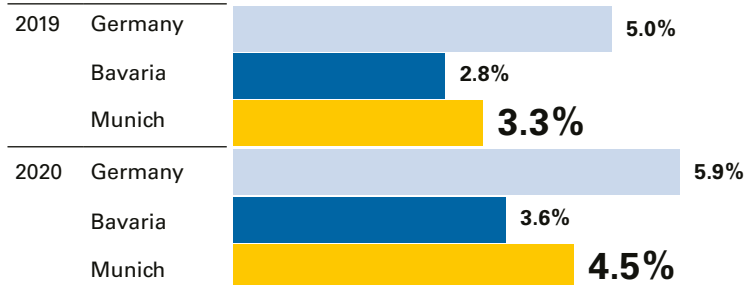
Employees registered for social security

	2016	2020	Absolute increase	Increase in %
Information and communication, total	70 735	92 770	22 035	31.2%
Provisions of information technology services	40 616	59 503	18 887	46.5%
Corporate services, total	118 479	138 994	20 515	17.3%
Legal and tax advice, auditing	67 867	78 875	11 008	16.2%
Healthcare and social services	92 935	103 714	10 779	11.6%
Total employment	821 971	897 905	75 934	9.2%

Source: Federal Employment Agency

Employment in Munich

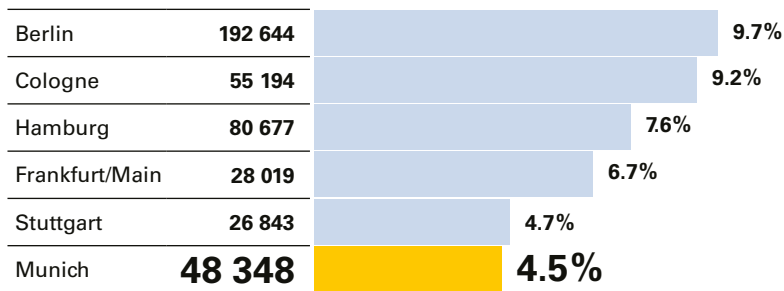
Unemployment rises in Munich for the first time in many years due to corona.



Unemployment rates in Germany, Bavaria and Munich

Annual averages

Number of people out of work in 2020 (change from previous year)
 Germany: 2 695 444 (+428 724)
 Bavaria: 275 075 (+63 110)
 Munich: 48 348 (+13 640)



Number of unemployed persons and unemployment rates in German cities in 2020

Annual averages

Registration for short-time work in Munich

Short-time work has been applied until the end of 2020 for around 370 000 employees in Munich.

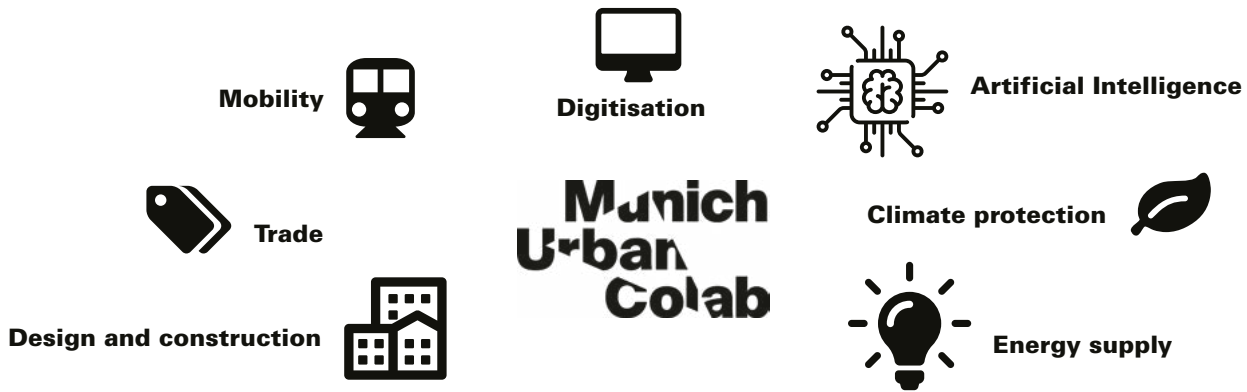
	Mar	Apr	May	Jun	Jul	Aug	Sep	Oct	Nov	Dec
Verified displays (companies)	1 841	17 762	2 998	871	414	297	297	201	694	1 515
Stated number of persons	51 877	218 236	48 441	11 336	4 802	9 352	3 002	1 724	5 994	11 617

Companies must submit a written notification to the employment agency before starting short-time work. The number of employees expected to be affected by short-time work must also be stated.

Munich as a centre for innovation

Munich Urban Colab – new innovation and start-up centre

Joint project of the City of Munich and UnternehmerTUM



The Munich Urban Colab brings together start-ups, academia, corporate innovators, creatives, city administration and urban society under one roof to work together on

intelligent solutions for the city of the future.

For detailed information see: munich-urban-colab.de

Munich digital – supporting the Munich economy in Corona times

München. Digital. Wirtschaften

Initiative of the Department of Labour and Economic Development for the digitisation of Munich's economy

muenchen.de/digital

Mia gehn online

Digitisation initiative for Munich's restaurateurs, retailers and service providers

miagehn.online

#muenchenhaeltzamm

Overview of Munich retailers, service providers and creative artists who make their offers available in times of lockdown

muenchenhaeltzamm.de



#kreativmuenchen Crowdfunding

Expanded funding programme for crowdfunding campaigns, information and advice for creative professionals not only in Corona times

kreativ-muenchen-crowdfunding.de

Summer in the city

Art and culture at a distance in summer 2020

Economic and Labour Market Monitoring Corona

Monthly newsletter on the economic impact of the Corona pandemic on Munich's economy

muenchen.de/corona-und-wirtschaft

Munich Christmas Market online

Christmas market at home in winter 2020

Start-ups in Munich

Munich – the location for start-ups and entrepreneurs.



Munich is establishing itself as Germany's second start-up hotspot.



Satisfied with Munich: More than two thirds (68%) of Munich start-ups rate the local start-up ecosystem in Munich as good or very good. This is the second highest level of satisfaction in Germany.



Internationally positioned: 36% of employees in Munich start-ups are international specialists; the national average is 26%.



Busy: With an average of 31 employees, Munich start-ups have more than twice as many workers as the average for German start-ups.




Well financed: 29% of Munich's start-ups are financed with venture capital; this puts Munich in second place in Germany.

Source: Federal Association of German Startups e.V. and PwC Germany: German Startup Monitor 2019

Top Ten: Munich start-ups with the biggest rounds of financing in 2020

in € million



A round of financing is an increase in capital contributions through investors.

Source: Munich Startup

1. Liliom (Aerospace)	227
2. Isar Aerospace (Aerospace)	75
3. Personio (HR/Software)	62
4. Pricefx (Fintech)	54
5. Scalable Capital (Fintech)	50
6. Catalym (Biotech)	50
7. Limehome (PropTech)	31
8. SimScale (Software)	27
9. Xbav (Insurtech)	25
10. Kaia (Health)	21

Investment development in the start-up hotspot Munich

Investments remain stable despite crisis:

Munich start-ups will invest € 1.1 billion in 2020 (€ -300 million compared to 2019); average investment volume remains stable at € 9.8 billion.



Corona – growth driver for selected industries:

health start-ups (192 Mio. €)
 enterprise software (185 Mio. €)
 digital fitness applications (22.7 Mio. €)
 digital education (7.7 Mio. €)

Detailed and up-to-date information is available at:
 Department of Labor and Economic Development, Startups: muenchen.de/gruendung
 Munich Startup – the Official Startup Portal for Munich: munich-startup.de

Source: Munich Startup Insights Dashboard

Sectors and clusters in Munich

Selected sectors and clusters at the Munich location.

Manufacturing industry in Munich

in € million

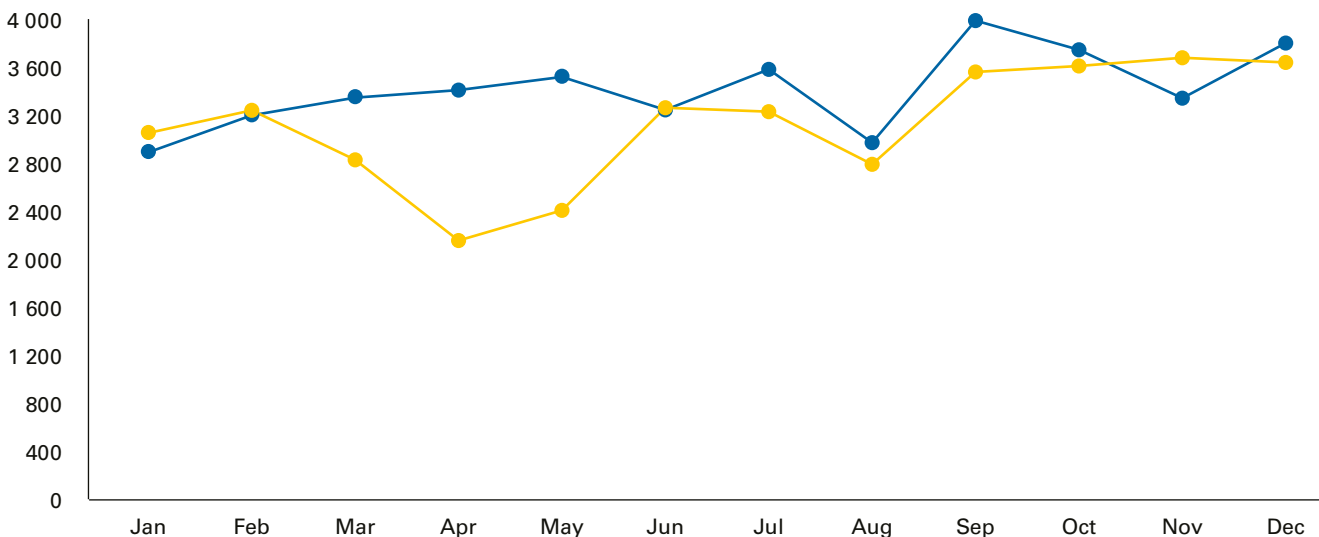
Export ratio Bavaria 2019: 56.0%
Export ratio Germany 2019: 48.5%

	2019	2020
Total turnover	41 017	37 420
Exports	29 647	26 755
Export rate	72.3%	71.5%

Turnover development in the manufacturing sector

in € million

■ 2019 ■ 2020



Source: Bavarian Office of Statistics and Data Processing

Information and Communications Technology (ICT)

Munich region

	Munich Region
Companies (2018)	11 309
Turnover (in € billion) (2018)	24.0
Employees (2020)	140 088
Growth: Employees 2016–2020	+25 200 / +22%

Source: ifo Institute, Munich as ICT Location 2019

Biotechnology 2020

Munich region

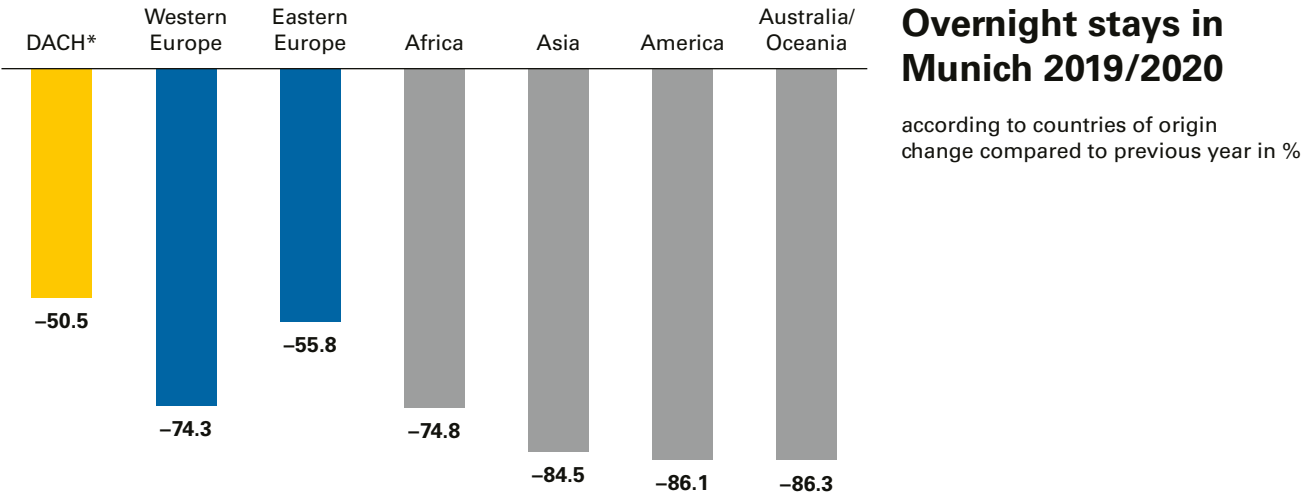
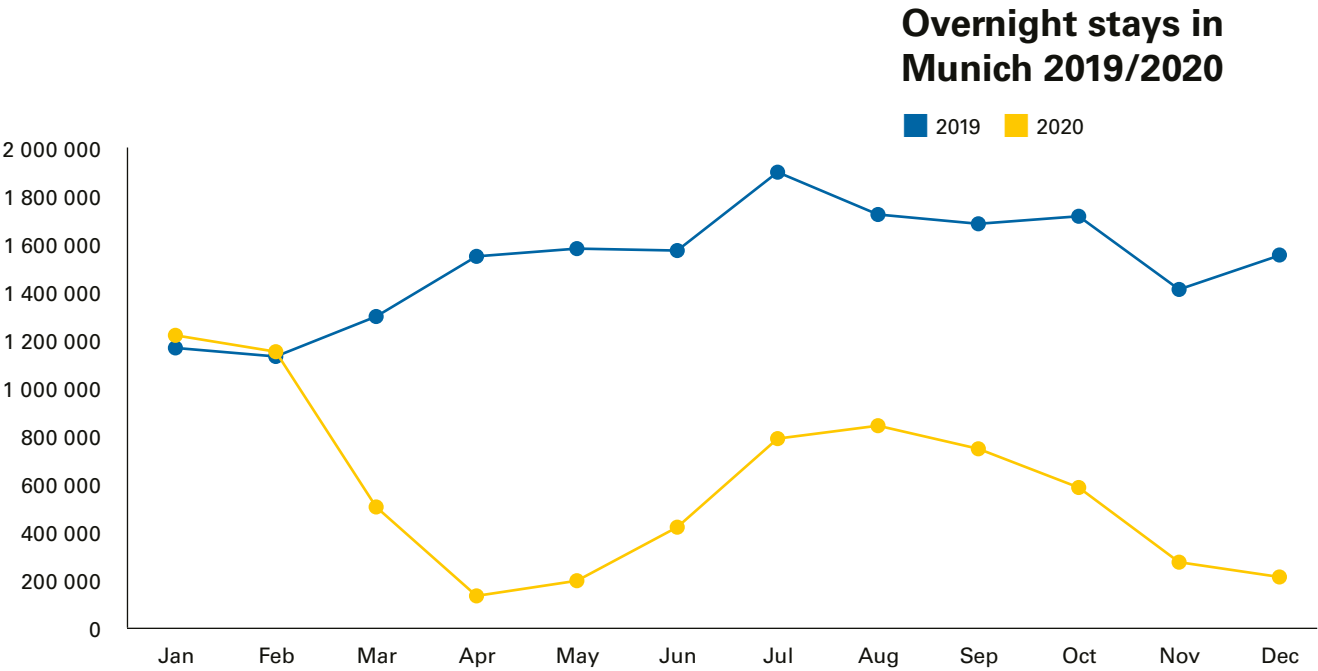
	Biotech	Pharma	Service provider/ supplier
Companies	205	40	80
Employees	13 000	10 000	5 000

Source: Bio^M Biotech Cluster Development GmbH

Sectors and clusters in Munich

Munich's tourism suffers major losses due to the Corona pandemic.

	2015	2016	2017	2018	2019	2020	Tourism
Arrivals (in 1 000)	6 957	7 042	7 763	8 266	8 750	2 992	City of Munich
Overnight stays (in 1 000)	14 066	14 041	15 664	17 124	18 292	7 034	




* DACH = Germany, Austria, Switzerland

Source: City of Munich, Department of Labor and Economic Development, Munich Office of Tourism

Selected companies in the Munich region¹⁾

 DAX companies

Manufacturing and high-tech industries

Airbus Defence and Space GmbH
 ASM Assembly Systems GmbH & Co. KG
 BAUER COMP Holding GmbH
 BSH Hausgeräte GmbH
 DR. SCHNELL GmbH & Co. KGaA
 EOS GmbH Electro Optical Systems
 FRANKA EMIKA GmbH
 Freudenberg Chemical Specialities SE & Co. KG
 Fujitsu Technology Solutions GmbH
 Giesecke+Devrient GmbH
 Gleason-Hurth Tooling GmbH
 HAWE Hydraulik SE
 Hoffmann SE
 Infineon Technologies AG 
 Intel Deutschland GmbH
 Klüber Lubrication München SE & Co. KG
 Knorr-Bremse AG
 KraussMaffei Group GmbH
 LEGO GmbH
 Linde GmbH Linde Engineering
 MAURER SE
 MTU Aero Engines AG 
 OHB System AG
 OSRAM Licht AG
 Philip Morris GmbH
 Rodenstock GmbH
 ROHDE & SCHWARZ GmbH & Co. KG
 Samsung Semiconductor Europe GmbH
 Siemens Aktiengesellschaft 
 Siemens Energy AG 
 Siltronic AG
 SPINNER GmbH
 TDK Electronics AG
 Texas Instruments Deutschland GmbH
 Thüga Aktiengesellschaft
 VISPIRON SYSTEMS GmbH
 Wacker Neuson SE

Companies in Munich: 90 711
New business registered: 15 995
(-8.0% compared to previous year)

1) not exhaustive

Automotive engineering

Bayerische Motoren Werke Aktiengesellschaft 
 Bertrandt Ingenieurbüro GmbH
 EDAG Engineering GmbH
 Franz Xaver Meiller Fahrzeug- und Maschinenfabrik GmbH & Co KG
 iwis Gruppe
 Krauss-Maffei Wegmann GmbH & Co. KG
 MAN SE
 P+Z Engineering GmbH
 Rail Power Systems GmbH
 Schleicher Fahrzeugteile GmbH & Co. KG
 Valmet Automotive Engineering GmbH
 Volke Consulting Engineers GmbH & Co. Planungs KG
 Webasto SE

Property/construction

Accumulata Real Estate Group GmbH
 ARGENTA Internationale Anlagegesellschaft mbH
 Bayerische Hausbau GmbH & Co.KG
 DIBAG Industriebau AG
 Drees & Sommer München
 Hammer AG
 Investa Development GmbH
 Leonhard Moll AG
 Optima-Aegidius-Firmengruppe
 STRABAG Großprojekte GmbH
 WÖHR + BAUER GmbH

Financial services

Allianz SE 
 AXA Konzern AG
 Bayerische Börse AG
 Bayerische Landesbank
 Anstalt des öffentlichen Rechts
 BNP Paribas S.A.
 Niederlassung Deutschland
 CACEIS Bank S.A., Germany Branch
 Continentale Lebensversicherung AG
 Deutsche Pfandbriefbank AG
 Generali Deutschland AG
 Interhyp AG
 KGAL GmbH & Co. KG

Lebensversicherung von 1871 a.G. München
 LfA Förderbank Bayern
 MEAG MUNICH ERGO
 AssetManagement GmbH
 Merck Finck Privatbankiers AG
 Münchener Hypothekenbank eG
 Münchener Verein
 Krankenversicherung a. G.
 Münchener Rückversicherungs-Gesellschaft Aktiengesellschaft in München 
 Münchner Bank eG
 SBK Siemens-Betriebskrankenkasse
 Sparda-Bank München eG
 Stadtparkasse München
 Anstalt des öffentlichen Rechts
 State Street Bank International GmbH
 Swiss Life AG
 Niederlassung für Deutschland
 Swiss Re Europe S.A.
 Niederlassung Deutschland
 UniCredit Bank AG
 Versicherungskammer Bayern
 Versicherungsanstalt des öffentlichen Rechts
 WVK Lebensversicherung auf Gegenseitigkeit

Life science

Agfa-Gevaert HealthCare GmbH
 Amgen GmbH
 Arthrex GmbH
 Astellas Pharma GmbH
 Bavarian Nordic GmbH
 Baxter Deutschland GmbH
 bene-Arzneimittel GmbH
 Biogen GmbH
 Brainlab AG
 Bristol-Myers Squibb GmbH & Co. KGaA
 Daiichi Sankyo Europe GmbH
 GE Healthcare GmbH
 GlaxoSmithKline GmbH & Co. KG
 Hexal AG
 Ipsen Pharma GmbH
 LivaNova Deutschland GmbH
 Medigene AG
 MorphoSys AG
 MSD SHARP & DOHME GMBH
 PUREN Pharma GmbH & Co.KG
 Roche Diagnostics GmbH
 Sandoz International GmbH
 Wacker Chemie AG

Information and communication technology

Apple GmbH
 Atos Information Technology GmbH
 Autodesk GmbH
 Avnet Business Services GmbH
 BT (Germany) GmbH & Co. oHG
 CANCOM SE
 Cegeka Deutschland GmbH
 Celonis SE
 Cisco Systems GmbH
 ESG Elektroniksystem- und Logistik-GmbH
 Gigaset Communications GmbH
 Google Germany GmbH
 Huawei Technologies Deutschland GmbH
 IBM Deutschland GmbH
 Ingram Micro Distribution GmbH
 M-net Telekommunikations GmbH
 Mensch und Maschine Deutschland GmbH
 Microsoft Deutschland GmbH
 National Instruments Germany GmbH
 NEMETSCHKE SE
 Nokia Solutions and Networks GmbH & Co. KG
 NTT DATA Deutschland GmbH
 Open Text Software GmbH
 ORACLE Deutschland B.V.& Co. KG
 Qualcomm Germany RFFE GmbH
 salesforce.com Germany GmbH
 SAP Deutschland SE & Co. KG
 Tech Data GmbH & Co. oHG
 Telekom Deutschland GmbH
 Telefónica Deutschland Holding AG
 Travian Games GmbH
 Verizon Media Germany GmbH
 Vodafone GmbH, Region Süd

Media

Abendzeitung München Verlags-GmbH
 ARRI AG
 Bavaria Film GmbH
 Bayerischer Rundfunk
 Anstalt des öffentlichen Rechts
 Carl Hanser Verlag GmbH & Co. KG
 Constantin Film AG
 dtv Verlagsgesellschaft mbH & Co. KG
 GRÄFE UND UNZER VERLAG GmbH
 H. Hugendubel GmbH & Co. KG
 Hubert Burda Media Holding KG

IDG Communications Media AG
 Münchener Zeitungs-Verlag GmbH & Co.KG
 Penguin Random House
 Verlagsgruppe GmbH
 Programmdirektion
 Erstes Deutsches Fernsehen
 ProSiebenSat.1 Media SE
 RTL 2 Fernsehen GmbH & Co. KG
 Sky Deutschland GmbH
 Sony Music Entertainment Germany GmbH
 Springer Fachmedien München GmbH
 Süddeutsche Zeitung GmbH
 The Walt Disney Company (Germany) GmbH
 TRIXTER GmbH
 VERLAG C.H.BECK oHG
 Vodafone Kabel Deutschland GmbH

Food

Alois Dallmayr KG
 AmRest Coffee Deutschland
 Sp. z o.o. & Co. KG
 Augustiner-Bräu Wagner KG
 DANONE GmbH
 Develey Senf & Feinkost GmbH
 Hacker-Pschorr Bräu GmbH
 Josef Bernbacher & Sohn GmbH & Co. KG
 Käfer AG
 Löwenbräu AG
 Ludwig Stocker Hopfisterei GmbH
 Mars GmbH
 Max Rischart's Backhaus KG
 McDonald's Deutschland LLC
 Paulaner Brauerei Gruppe GmbH & Co. KGaA
 Red Bull Deutschland GmbH
 Spaten-Franziskaner-Bräu GmbH
 Staatliches Hofbräuhaus in München
 vinzenzmurr Vertriebs GmbH

Fashion and lifestyle

ALLUDE Gesellschaft für Entwicklung und Distribution von Modewaren mbH
 Ambiente Direct GmbH
 Codello Lifestyle Accessories GmbH
 ESCADA SE
 Estée Lauder Companies GmbH
 Etienne Aigner AG
 HALLHUBER GmbH

Königliche Porzellan Manufaktur Nymphenburg GmbH & Co. KG
 LODEN-FREY Verkaufshaus GmbH & Co. KG
 Louis Vuitton Deutschland GmbH
 MAERZ Muenchen KG
 MORE & MORE GmbH
 Oui Gruppe GmbH & Co. KG
 Roeckl Handschuhe & Accessoires GmbH & Co. KG
 Steelcase AG
 TALBOT RUNHOF
 Triumph International AG
 Willy Bogner GmbH & Co. KGaA

Other service providers

Accenture GmbH
 ADAC e.V.
 Amazon EU SARL
 Bain & Company Germany, Inc.
 Bayerngas GmbH
 BayWa AG
 BRUNATA – METRONA GmbH & Co. KG
 Boston Consulting Group GmbH
 Capgemini Deutschland GmbH
 CHECK24 Vergleichsportal GmbH
 Deloitte GmbH
 Wirtschaftsprüfungsgesellschaft Dr. Sasse AG
 Edenred Deutschland GmbH
 Ernst & Young GmbH
 Wirtschaftsprüfungsgesellschaft FlixMobility GmbH
 FTI Touristik GmbH
 Jochen Schweizer GmbH
 Kantar GmbH
 KPMG AG Wirtschaftsprüfungsgesellschaft
 MAHAG GmbH
 McKinsey & Company Inc.
 Motel One GmbH
 mydays GmbH
 PAYBACK GmbH
 PricewaterhouseCoopers GmbH
 Wirtschaftsprüfungsgesellschaft Roland Berger GmbH
 Scout24 AG
 Serviceplan Group SE & Co. KG
 Sixt SE
 Stadtwerke München GmbH
 Studiosus Reisen München GmbH
 TÜV SÜD AG
 zooplus AG


Munich as a hub of knowledge

Munich is Germany's second-biggest university city.

Students at Munich's universities

in the winter 2019/2020 semester

133 768 students in Munich, of whom 27 926 (20.9%) were foreign students



Source: Bavarian Office of Statistics and Data Processing

Ausgewählte Hochschulen

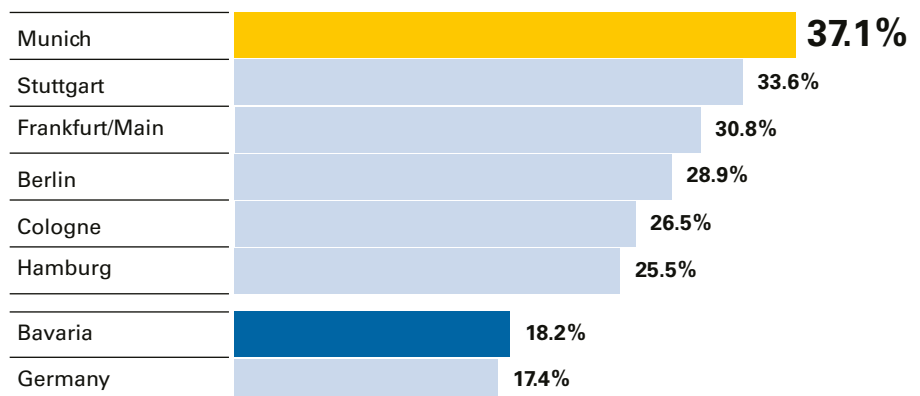
- Academy of Fashion and Design
- Campus M21
- Catholic University of Applied Sciences
- FOM – University of Applied Sciences
- Fresenius University, Munich department
- HDBW Bavarian Business Academy Munich
- Ludwig-Maximilians-Universität München
- Macromedia University for Media and Communication
- Munich Academy of the Fine Arts
- Munich Business School
- Munich School of Philosophy
- Munich School of Political Science
- Munich University of Applied Sciences
- Munich University of Music and Theater
- Munich University of Television and Film
- Munich University of the Federal Armed Forces
- Technische Universität München
- University of Applied Languages (SDI) Munich

Selected non-university research institutions

- Bavaria Academy of Sciences and Humanities
- Deutsches Museum
- Fraunhofer Society – Head office and institutes
- Goethe Institute
- Helmholtz Center Munich
- ifo Institute for Economic Research
- Institute of Contemporary History
- Max Planck Society – Headquarter and institutes

University graduates 2020

Percentage of all employees registered for social security who are university graduates



Source: Federal Employment Agency

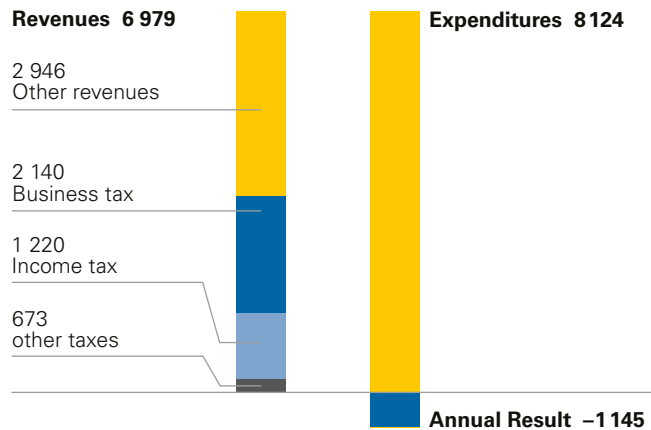
Local government finance

Falling revenues and rising debts as a result of the Corona pandemic.

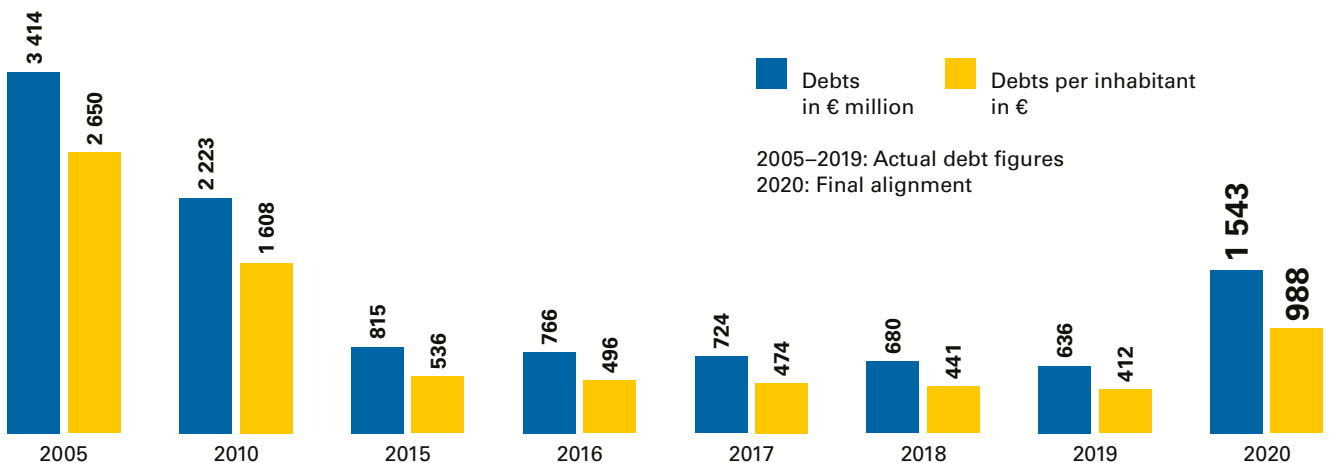
Balance sheet for the City of Munich, 2020

in € million

Final alignment 2020

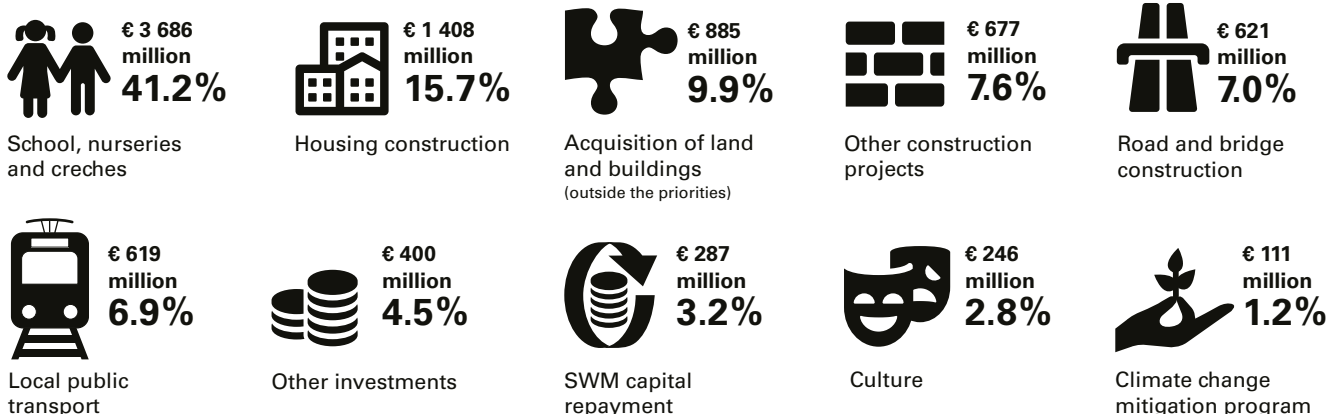


The City of Munich's local government debt



Planned investments in the City of Munich in 2020–2024

Total investments: € 8 940 million

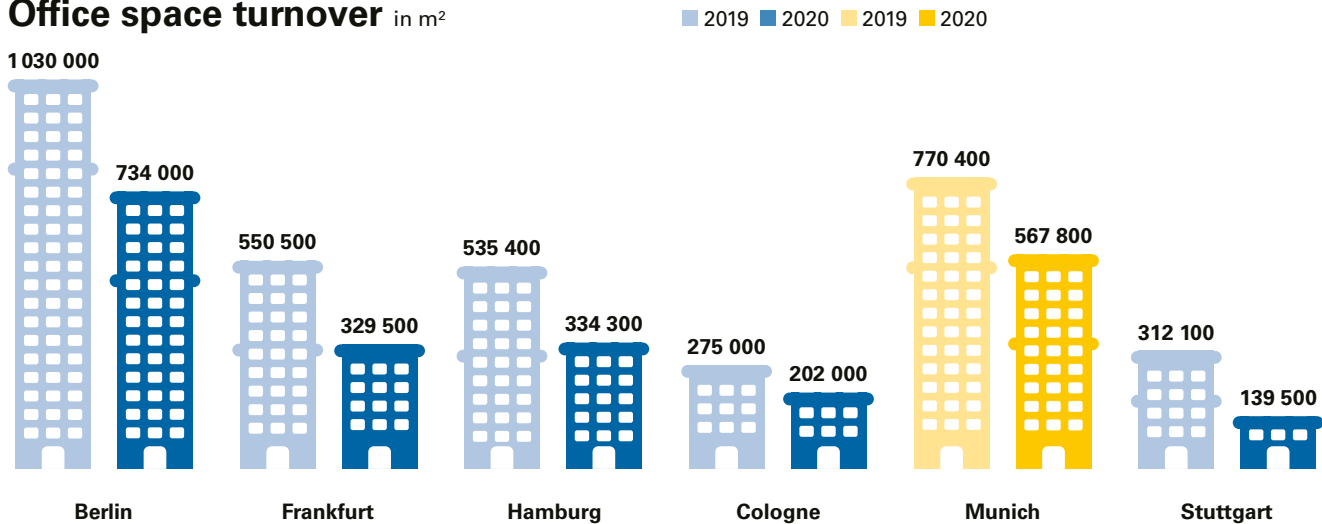


Source: City of Munich, City Treasury

Real estate in Munich

Office property markets reflect effects of the Corona crisis: significantly declining turnover and rising vacancy rates.

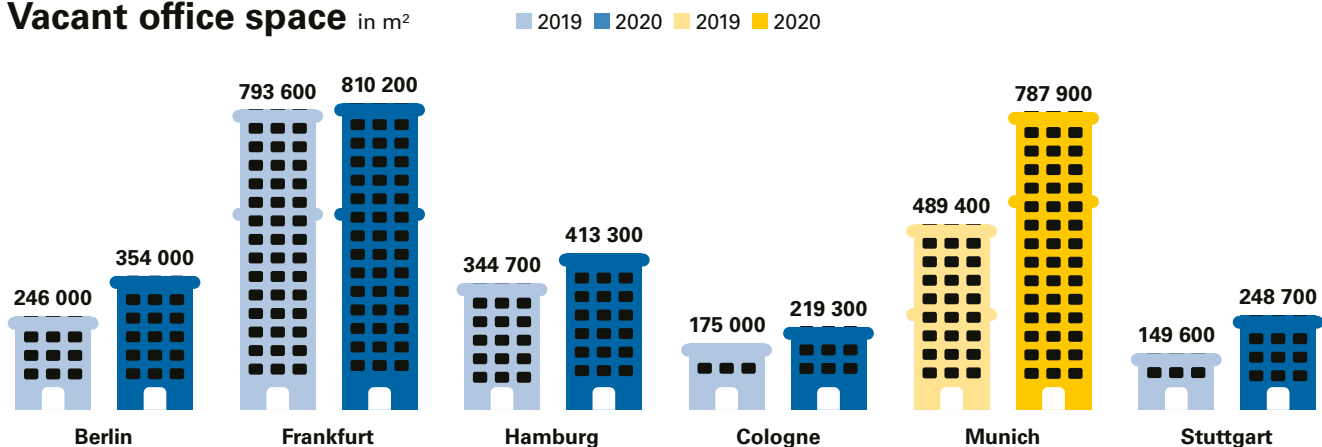
Office space turnover in m²



Average rents for office space in €/m²

	Berlin	Frankfurt	Hamburg	Cologne	Munich	Stuttgart
2019	26.30	21.30	17.30	15.20	20.10	16.60
2020	28.70	23.00	17.10	15.90	21.50	16.60

Vacant office space in m²



Office vacancy rates

	Berlin	Frankfurt	Hamburg	Cologne	Munich	Stuttgart
2019	1.2%	6.9%	2.5%	2.2%	2.2%	1.9%
2020	1.7%	7.1%	3.0%	2.8%	3.5%	3.0%

Source: Colliers International

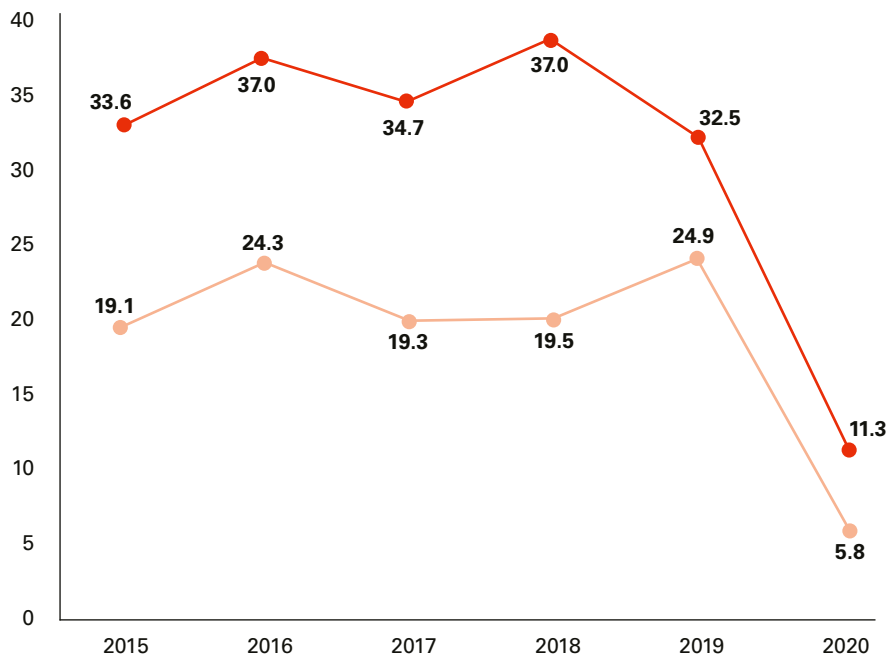
Munich's infrastructure

Munich trade fair company – sharp declines as a result of the Corona pandemic.

Munich trade fair company

	2015	2016	2017	2018	2019	2020
Trade fairs and exhibitions*	13	16	15	14	15	6
Guest shows	204	169	180	158	163	98

■ No. of exhibitors (thousands)
■ No. of visitors (hundred thousands)



Selected Munich trade fairs in 2020**

		Exhibitors	Visitors
INHORGENTA MUNICH	Leading international trade fair for jewellery and watches	1 034	25 803
ISPO München	World's leading sports trade fair	2 850	77 204

Selected congresses at the ICM International Congress Center in 2020

	Participants
OOP 2020 – Conference for Software Architecture	5 200
SMX 2020 – Search Marketing Expo / AFBMC All Facebook Marketing Conference / AIFMC All Instagram Marketing Conference	1 400 of which 900 online
DGGG 2020 – 63rd Congress of the German Society for Gynaecology and Obstetrics e.V.	5 200 of which 3 500 online

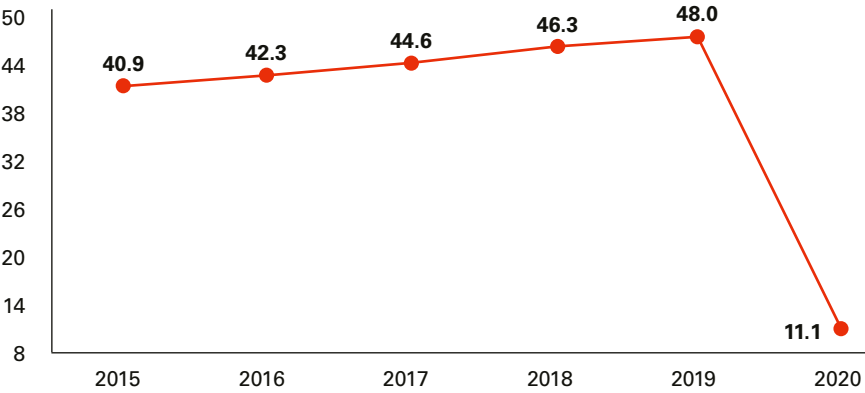
*Messe München's own events

** due to the Corona pandemic, all events have either been cancelled or postponed as of March 2020

Source: Messe München

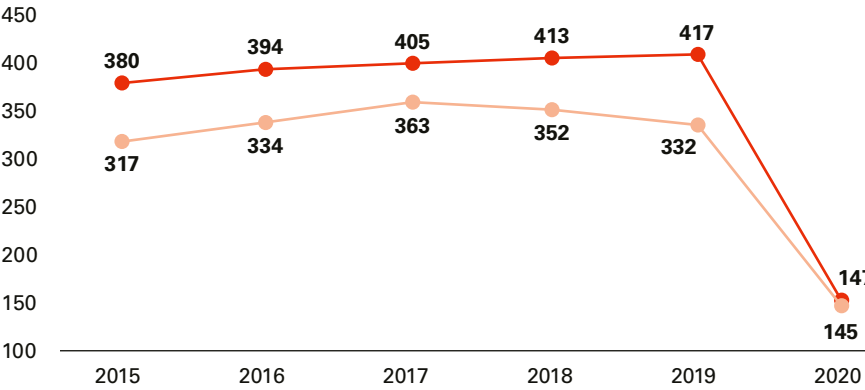
Munich's infrastructure

Munich Airport – dramatic collapse due to the Corona pandemic.



Passenger volume at Munich Airport

millions



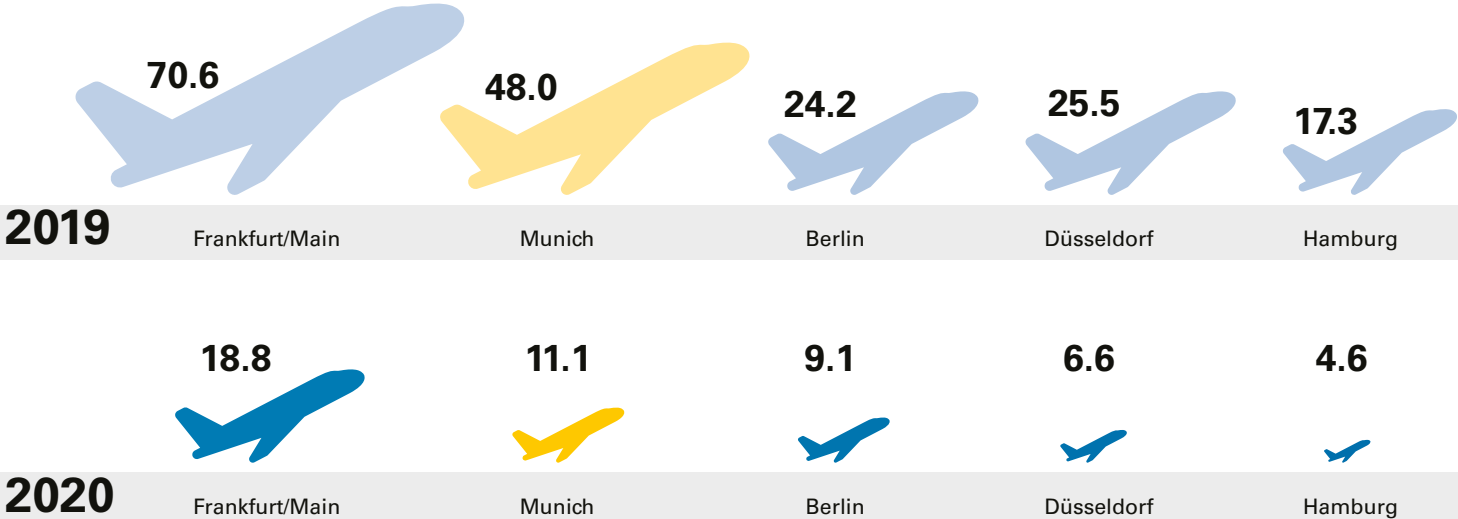
Take-offs and landings at Munich Airport

■ Movements in 1000
■ Cargo turnover in 1000 t

Source: Flughafen München

Passenger volumes at selected German airports

millions



Source: German Airports Association (ADV)

Getting to and from Munich

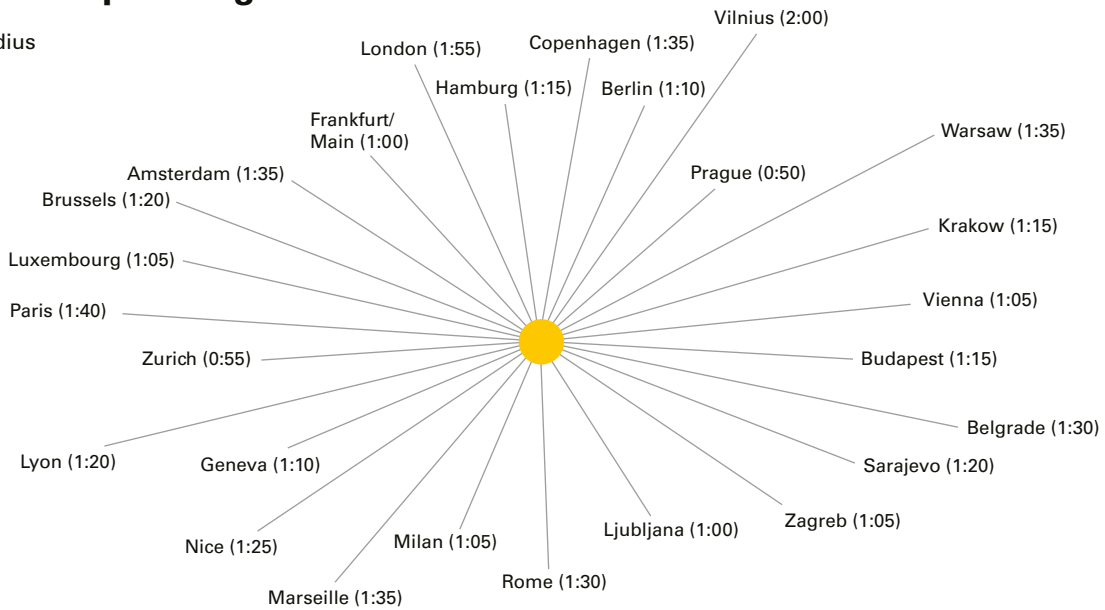
Road networks: Connections to 7 motorways

Rail transport: Over 220 long-distance and 250 regional trains transport

Public transport: 442 km S-Bahn, 95 km U-Bahn, 82 km tram and 511 km bus network

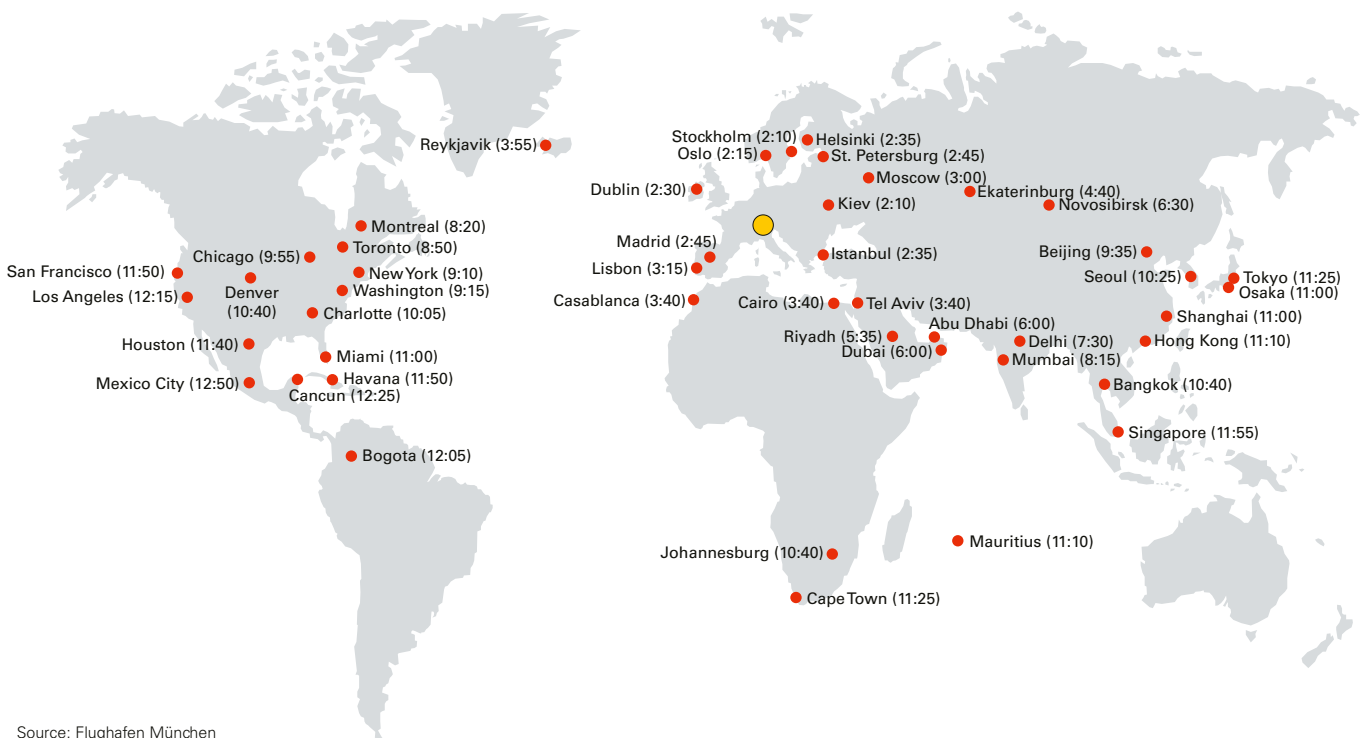
Selected European flight connections

a two-hour radius



Selected direct international flights

86 airlines regularly served 226 destinations in 2020.



Source: Flughafen München

Imprint

Published by:
City of Munich
Department of Labor and
Economic Development
Herzog-Wilhelm-Str. 15
80331 München
Germany

Editor:
Eva Schweigard
Phone +49-89-233 2 53 25
eva.schweigard@muenchen.de

Design:
mattweis

Printing:
Ortmaier Druck GmbH

Printed on paper made from
certified wood from
controlled sources and from
recycled materials

Munich, March 2021

Picture credits on cover:
Lovelace Platzl (Christian Kasper)
Frauenkirche (Andreas Heddergott)
Verso:
Olympic tent roof (Andreas Heddergott)

